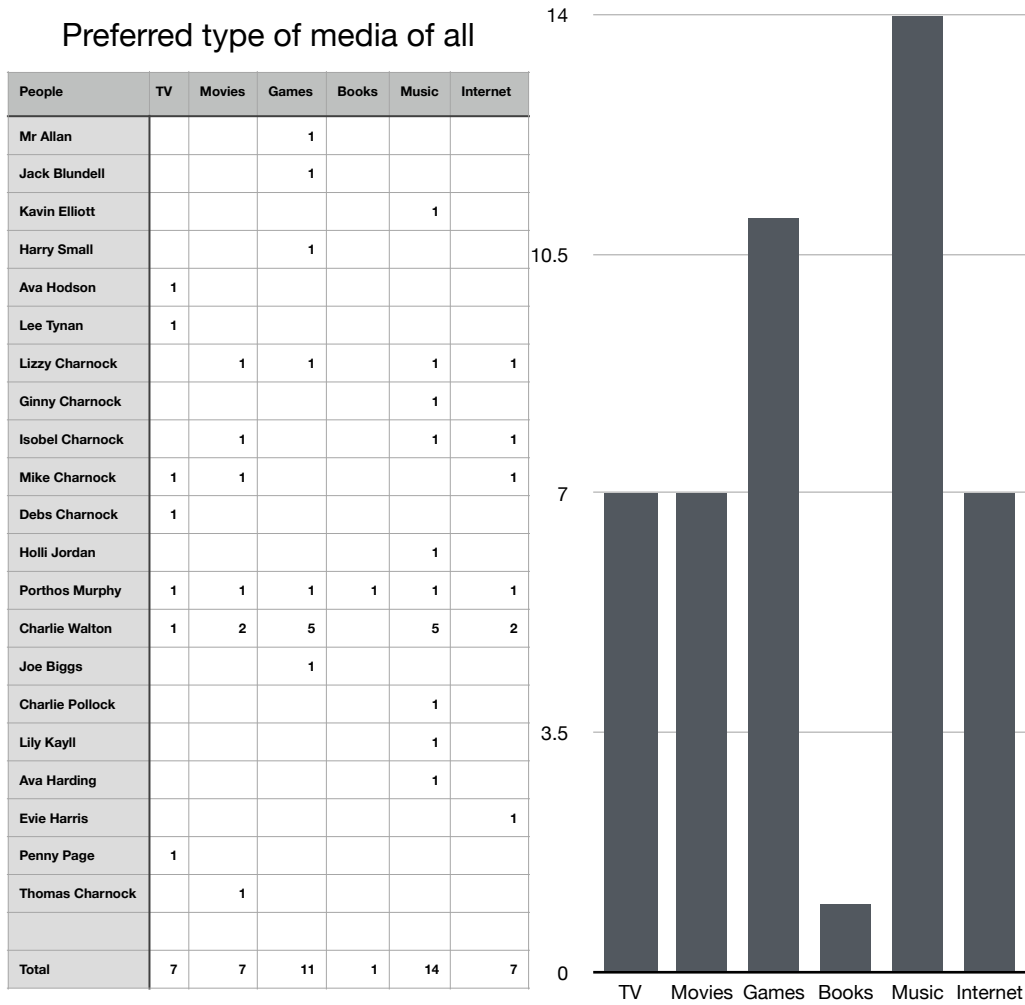


1) The most popular type of media is music.

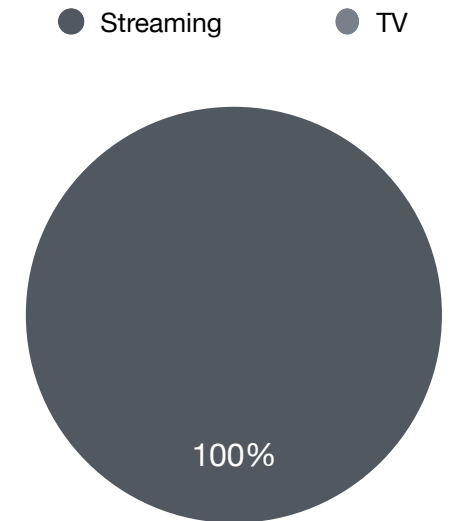


2) The least popular type of media is books.

3) All genders interviewed prefer streaming over tv.

Preferred method of media consumption between streaming and live TV of all interviewed

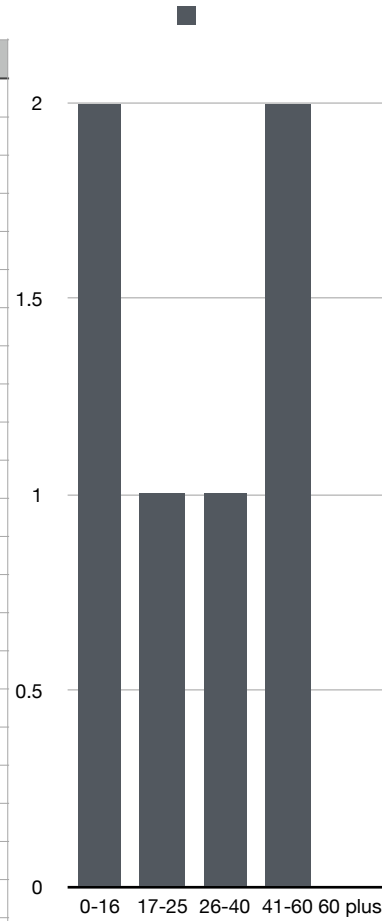
People	Streaming	TV
Mr Allan	1	
Jack Blundell	1	
Kavin Elliott	1	
Harry Small	1	
Ava Hodson	1	
Lee Tynan	1	
Lizzy Charnock	1	
Ginny Charnock	1	
Isobel Charnock	1	
Mike Charnock	1	
Debs Charnock	1	
Holli Jordan	1	
Porthos Murphy	1	
Charlie Walton	1	
Joe Biggs	1	
Charlie Pollock	1	
Lily Kayll	1	
Ava Harding	1	
Evie Harris	1	
Penny Page	1	
Thomas Charnock	1	
Total	21	0



#### 4) Average age of the people who read e-books is 25

Preferred method of reading between E-books and Age of e-book readers of all interviewed

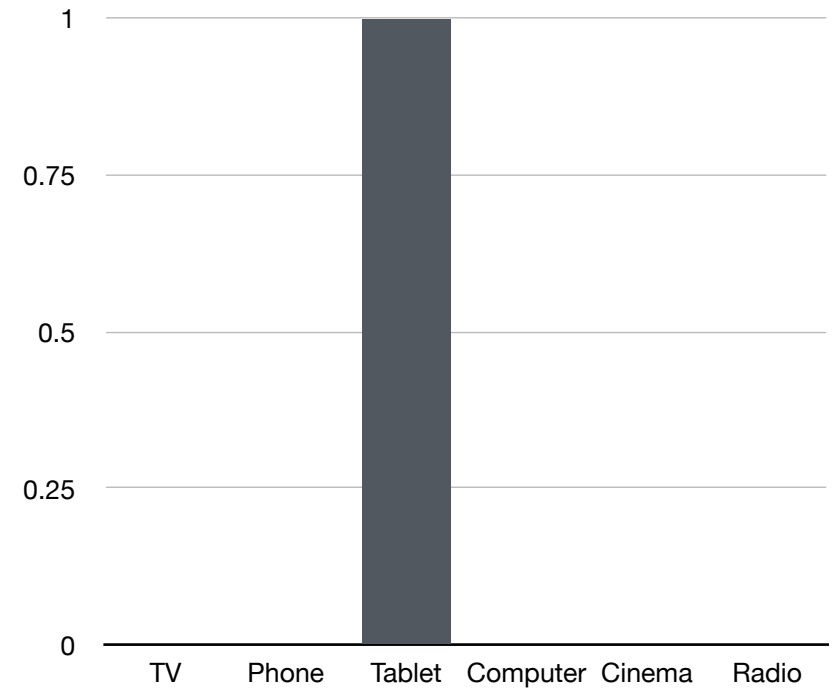
People	E-books (0-16)	E-books (17-25)	E-books (26-40)	E-books (41-60)	E-books (60 plus)
Mr Allan			1		
Jack Blundell					
Kavin Elliott					
Harry Small					
Ava Hodson					
Lee Tynan					
Lizzy Charnock					
Ginny Charnock					
Isobel Charnock					
Mike Charnock				1	
Debs Charnock				1	
Holli Jordan					
Porthos Murphy					
Charlie Walton					
Joe Biggs	1				
Charlie Pollock					
Lily Kayll					
Ava Harding					
Evie Harris	1				
Penny Page		1			
Thomas Charnock					
Total	2	1	1	2	0



#### 5) The most popular type of media for males age 17-25 is a table

Preferred type of media consumption of males between ages 17 and 30 of all interviewed

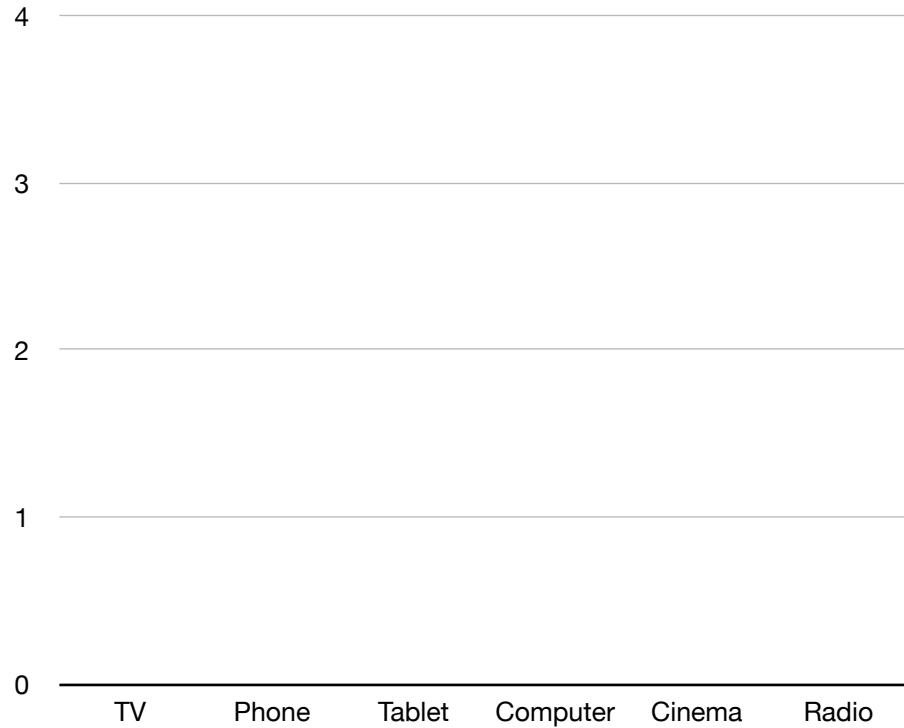
Males age 17-30	TV	Phone	Tablet	Computer	Cinema	Radio
Thomas Charnock			1			
Total	0	0	1	0	0	0



6) The most popular type of media with females aged 31-45 cannot be calculated as no females aged 31-45 were interviewed.

Preferred type of media consumption of males between ages 17 and 30 of all interviewed-1

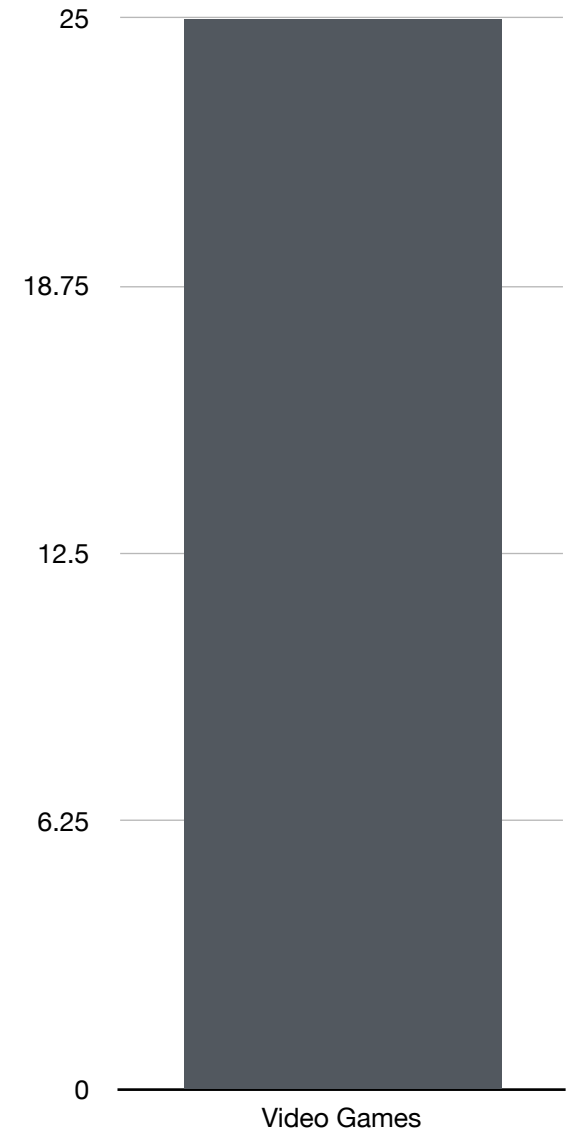
Females age 31-45	TV	Phone	Tablet	Computer	Cinema	Radio
NA						
Total	0	0	0	0	0	0



7) The average time people spend playing video games per day is 1.19 hours.

Hours all interviewed play video games per day

People	Games
Mr Allan	2
Jack Blundell	5
Kavin Elliott	
Harry Small	3
Ava Hodson	
Lee Tynan	
Lizzy Charnock	
Ginny Charnock	2
Isobel Charnock	
Mike Charnock	
Debs Charnock	1
Holli Jordan	0.5
Porthos Murphy	0.5
Charlie Walton	
Joe Biggs	6
Charlie Pollock	2
Lily Kayll	
Ava Harding	
Evie Harris	
Penny Page	1
Thomas Charnock	2
Total	25

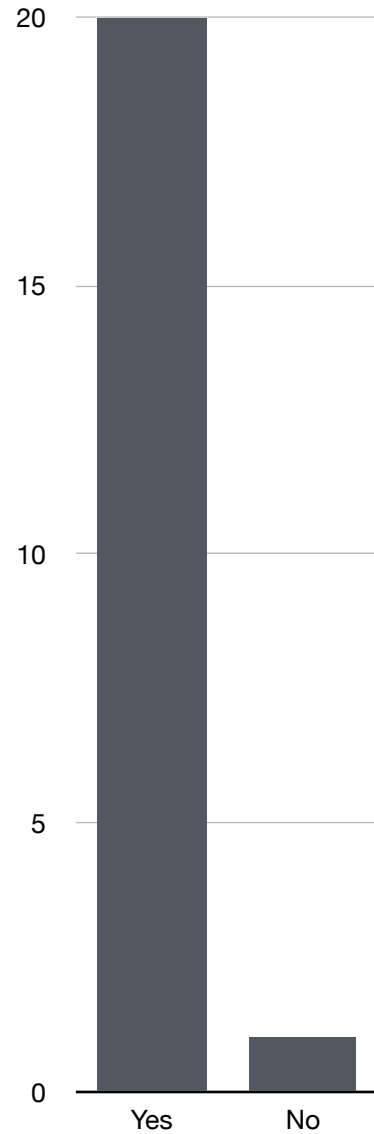


Thomas Charnock

8) The industries people who are confident using technology are leisure, chemicals, retired and students.

Is the interviewed confident when using Technology

People	Yes	No
Mr Allan (Education)	1	
Jack Blundell (Student)	1	
Kavin Elliott (Student)	1	
Harry Small (Student)	1	
Ava Hodson (Student)	1	
Lee Tynan (Education)	1	
Lizzy Charnock (Student)	1	
Ginny Charnock (leisure)	1	
Isobel Charnock (Student)	1	
Mike Charnock (Chemicals)	1	
Debs Charnock (retired)	1	
Holli Jordan (Student)	1	
Porthos Murphy (Education)	1	
Charlie Walton (Student)	1	
Joe Biggs (Student)	1	
Charlie Pollock (Student)	1	
Lily Kayll (Student)		1
Ava Harding (Student)	1	
Evie Harris (Student)	1	
Penny Page (Student)	1	
Thomas Charnock (Student)	1	
Total	20	1



9) Men listen to music more than females per day.

Hours all interviewed use each type of media per day

People	Music (Male)	Music (female)
Mr Allan	2	
Jack Blundell	3	
Kavin Elliott	6	
Harry Small	1	
Ava Hodson		1
Lee Tynan	1	
Lizzy Charnock		1
Ginny Charnock		3
Isobel Charnock		2
Mike Charnock		
Debs Charnock		1
Holli Jordan		5.5
Porthos Murphy	2.5	
Charlie Walton	2	
Joe Biggs	2	
Charlie Pollock	3	
Lily Kayll		4
Ava Harding		1.5
Evie Harris		1
Penny Page		4
Thomas Charnock	3	
Total	25.5	24

